

02

01

04

05

03

ALBERT GROVE

01

LAWN AREA WITH NATURAL MOUNDS TO ALLOW FOR AMENITY SHADING TREES.

02

PARK ENTRY SIGNAGE LOCATION WITHIN SUBDIVISION BERM PLANTING.

03

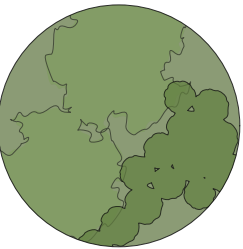
ADVENTURE PLAYGROUND UPON NATURAL PLAY MOUND INCLUDING SOFTFALL MATTING.
REFER TO LA.03 FOR PLAYGROUND SETOUT PLAN.

04

NATURAL GRASS PLAY MOUND.

05

PICNIC AREA WITH PICNIC SEATING AND SHADED PERGOLA TO COVER.
REFER TO LA.07 & LA.08.



PROPOSED PLANTING AREA.
REFER TO LA.04 FOR PLANTING PLANTING PLAN AND SCHEDULE.
REFER TO LA.13 FOR SPECIMEN TREE PLANTING DETAIL.

GENERAL NOTES:

CONSENTS: THE CONTRACTOR SHALL ENSURE ALL NECESSARY CONSENTS ARE OBTAINED PRIOR TO COMMENCING WORK

SERVICES: THE CONTRACTOR SHALL LOCATE ALL SERVICES ONSITE PRIOR TO COMMENCING WORK.

DIMENSIONS: ALL DIMENSIONS TO BE CONFIRMED ON SITE PRIOR TO COMMENCING ANY WORK. ALL SETOUT SHALL BE IN ACCORDANCE WITH THE LANDSCAPE AND CIVIL PLANS.

WORK SHOWN AND MENTIONED: THE CONTRACTOR SHALL BE RESPONSIBLE FOR ENSURING THAT THE TENDERED PRICE COVERS ALL LANDSCAPE WORKS OUTLINED IN THE PLANS.

UNLESS OTHERWISE STATED ALL LANDSCAPE WORKS SHALL BE UNDERTAKEN IN COMPLIANCE WITH THE MARLBOROUGH DISTRICT COUNCIL - ENGINEERING STANDARDS AND POLICIES 2013

HEALTH AND SAFETY: THE CONTRACTOR SHALL BE RESPONSIBLE FOR THE HEALTH AND SAFETY OF ITS EMPLOYEES AND THE GENERAL PUBLIC DURING THE WORKS PERIOD. A SITE SPECIFIC HEALTH AND SAFETY PLAN SHALL BE SUBMITTED TO THE ENGINEER PRIOR TO COMMENCING WORK.



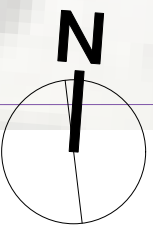
DRAFT FOR REVIEW

01

ROSE MANOR PARK, REMBRANDT DRIVE, BLENHEIM
DETAILED DESIGN LANDSCAPE PACKAGE
LANDSCAPE MASTER PLAN

kūmānu
ENVIRONMENTAL

2 Bullen Street, Tahunanui, Nelson
PO Box 9035, Annesbrook, Nelson 7044,
New Zealand
tel: 0800 635 622
fax: 03 546 2064
email: service@kumanuenvironmental.co.nz



NO. DATE AMENDMENT

SCALE: 1:150 @ A1/1:300 @ A3
DATE: 10/4/23
DESIGNED: WM
DRAWN: MC

CHECKED: BR
APPROVED: BR
SERIES: 00
REVISION: 00



- KEY
- CONCRETE PATHWAYS: NATURAL TONE ROLLER FINISH.
SLOPE TO COMPLY WITH NZS4121.
- GRAVEL PATHWAY: 1200mm WIDE, 25mm OF COMPACTED CRUSHER DUST ON 100mm OF COMPACTED AP40 WITH 75 X 50mm H4 TIMBER EDGING. SLOPE TO COMPLY WITH NZS4121.
- CORTEN STEEL PARK ENTRY SIGNAGE.
REFER TO LA.05 FOR DETAIL.
- LIFFITON BENCH SEATING.
REFER TO LA.06 FOR DETAIL.
- PROPOSED PERGOLA:
SUPPLY AND INSTALL AS PER DETAIL LA.07
- LIFFITON BENCH SEATING.
REFER TO LA.08 FOR DETAIL.

GENERAL NOTES:

CONSENTS: THE CONTRACTOR SHALL ENSURE ALL NECESSARY CONSENTS ARE OBTAINED PRIOR TO COMMENCING WORK

SERVICES: THE CONTRACTOR SHALL LOCATE ALL SERVICES ONSITE PRIOR TO COMMENCING WORK.

DIMENSIONS: ALL DIMENSIONS TO BE CONFIRMED ON SITE PRIOR TO COMMENCING ANY WORK. ALL SETOUT SHALL BE IN ACCORDANCE WITH THE LANDSCAPE AND CIVIL PLANS.

WORK SHOWN AND MENTIONED: THE CONTRACTOR SHALL BE RESPONSIBLE FOR ENSURING THAT THE TENDERED PRICE COVERS ALL LANDSCAPE WORKS OUTLINED IN THE PLANS.

UNLESS OTHERWISE STATED ALL LANDSCAPE WORKS SHALL BE UNDERTAKEN IN COMPLIANCE WITH THE MARLBOROUGH DISTRICT COUNCIL - ENGINEERING STANDARDS AND POLICIES 2013

HEALTH AND SAFETY: THE CONTRACTOR SHALL BE RESPONSIBLE FOR THE HEALTH AND SAFETY OF ITS EMPLOYEES AND THE GENERAL PUBLIC DURING THE WORKS PERIOD. A SITE SPECIFIC HEALTH AND SAFETY PLAN SHALL BE SUBMITTED TO THE ENGINEER PRIOR TO COMMENCING WORK.



- A** GRAVEL PATHWAY: 1200mm WIDE, 25mm OF COMPACTED CRUSHER DUST ON 100mm OF COMPACTED AP40 WITH 75 X 50mm H4 TIMBER EDGING. SLOPE TO COMPLY WITH NZS4121.
- B** DOUBLE TOWER: 1200mm AND 1800mm HIGH PLATFORM TOWERS WITH WOBBLY WOOD STYLE PALINGS (COLOUR TO COMPLIMENT RUBBERISED SOFTFALL. BESPOKE PAD FOUNDATIONS REQUIRED FOR BOTH PLATFORM UNITS DUE TO HAIL OVERLAY (NO EXCAVATIONS GREATER THAN 400MM BELOW EXISTING GROUND LEVEL).
- C** ROPE BRIDGE: DESIGN TBC BY SUPPLIER.
- D** STAIR ACCESS TO LOWER TOWER TBC BY SUPPLIER.
- E** FIREMANS POLE: DESIGN TBC BY SUPPLIER.
- F** CLIMBING WALL: DESIGN TBC BY SUPPLIER.
- G** TUBE SLIDE : FROM UPPER TOWER TO LOWER GROUND LEVEL. ALIGNMENT AND STYLE TBC BY PLAYGROUND SUPPLIER.
- H** NET AND TODDLER SWING.
- I** POUR N PLAY RUBBERISED SURFACING TYPE A: WITH SHOCKPAD. COLOUR TO BE CONFIRMED.
- J** POUR N PLAY RUBBERISED SURFACING TYPE B: WITH SHOCKPAD COLOUR TO BE CONFIRMED.
- K** LOG PLAY: LOCATED ON SIDE OF MOUND FOR ACCESS, ENSURE ALL LOOSE MATERIAL INCLUDING BARK IS REMOVED PRIOR TO INSTALLATION.
- L** STEPPING LOGS: VARIED DIAMETER STEPPING LOGS IN INSITU CONCRETE FOUNDATION, CAPPED WITH SOIL AS PER SECTION ELEVATION 2:2'.
- M** NATURAL ROCK RETAINING: 300-800mm LARGE GRADE DRY STACKED ROCK WALL TO EDGE OF PLAY MOUND. ALL GAPS TO BE BACKFILLED WITH LIGHTLY COMPACTED GROWING MATERIAL AND CAPPED WITH MULCH TO MATCH GARDENS. HEIGHT VARIES: 250mm - 1000mm AS REQUIRED
- N** FLYING FOX : 25m LENGTH LAUNCH PAD LOCATED 1.2m ABOVE EXISTING GROUND LEVEL
- O** LIFFITON BENCH SEATING. REFER TO LA.08 FOR DETAIL.
- 1' - 1'** PLAY MOUND CROSS SECTION. REFER TO LA.12 FOR SECTION DETAIL.
- 2' - 2'** PLAY MOUND CROSS SECTION. REFER TO LA.12 FOR SECTION DETAIL.

GENERAL NOTES:

CONSENTS: THE CONTRACTOR SHALL ENSURE ALL NECESSARY CONSENTS ARE OBTAINED PRIOR TO COMMENCING WORK

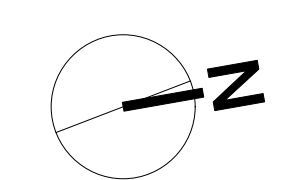
SERVICES: THE CONTRACTOR SHALL LOCATE ALL SERVICES ONSITE PRIOR TO COMMENCING WORK.

DIMENSIONS: ALL DIMENSIONS TO BE CONFIRMED ON SITE PRIOR TO COMMENCING ANY WORK. ALL SETOUT SHALL BE IN ACCORDANCE WITH THE LANDSCAPE AND CIVIL PLANS.

WORK SHOWN AND MENTIONED: THE CONTRACTOR SHALL BE RESPONSIBLE FOR ENSURING THAT THE TENDERED PRICE COVERS ALL LANDSCAPE WORKS OUTLINED IN THE PLANS.

UNLESS OTHERWISE STATED ALL LANDSCAPE WORKS SHALL BE UNDERTAKEN IN COMPLIANCE WITH THE MARLBOROUGH DISTRICT COUNCIL - ENGINEERING STANDARDS AND POLICIES 2013


HEALTH AND SAFETY: THE CONTRACTOR SHALL BE RESPONSIBLE FOR THE HEALTH AND SAFETY OF ITS EMPLOYEES AND THE GENERAL PUBLIC DURING THE WORKS PERIOD. A SITE SPECIFIC HEALTH AND SAFETY PLAN SHALL BE SUBMITTED TO THE ENGINEER PRIOR TO COMMENCING WORK.





PLANTING KEY

AMENITY PLANTING



Helleborus orientalis



Lomandra longifolia 'Tanika'



Phormium cookianum



Choisya ternata




Dietses grandiflora




Veronica 'Black Panther'

SPECIMEN TREES



Acer platanoides 'Crimson King'



Betula jacquemontii

GROUND COVER



Coprosma acerosa 'Hawera'



Vinca minor 'Gertrude Jekyll'



Epimedium x rubrum

ID	BOTANICAL NAME	COMMON NAME	GRADE	TOTAL
Ace pck	Acer platanoides 'Crimson King'	Norwegian Maple	45L	16
Bet jac	Betula jacquemontii	Himalayan White Birch	19L	24
Ver bpa	Veronica 'Black Panther'	Purple Hebe	1L	80
Die gra	Dietses grandiflora	Fairy Iris	2.5L	146
Pho coo	Phormium cookianum	Mountain Flax	2.5L	36
Cho ter	Choisya ternata	Mexican Orange Blossom	2.5L	93
Hel ori	Helleborus orientalis	Helleborus	2.5L	95
Lom Ita	Lomandra longifolia 'Tanika'	Fine Leaf Lomandra	2.5L	202
Cop aha	Coprosma acerosa 'Hawera'	Coprosma Hawera	1L	259
Vin gje	Vinca minor 'Gertrude jekyll'	Vinca	1L	273
Epi rub	Epimedium x rubrum	Red Epimedium	2.5L	54

GENERAL NOTES:

CONSENTS: THE CONTRACTOR SHALL ENSURE ALL NECESSARY CONSENTS ARE OBTAINED PRIOR TO COMMENCING WORK

SERVICES: THE CONTRACTOR SHALL LOCATE ALL SERVICES ONSITE PRIOR TO COMMENCING WORK.

DIMENSIONS: ALL DIMENSIONS TO BE CONFIRMED ON SITE PRIOR TO COMMENCING ANY WORK. ALL SETOUT SHALL BE IN ACCORDANCE WITH THE LANDSCAPE AND CIVIL PLANS.

WORK SHOWN AND MENTIONED: THE CONTRACTOR SHALL BE RESPONSIBLE FOR ENSURING THAT THE TENDERED PRICE COVERS ALL LANDSCAPE WORKS OUTLINED IN THE PLANS.

UNLESS OTHERWISE STATED ALL LANDSCAPE WORKS SHALL BE UNDERTAKEN IN COMPLIANCE WITH THE MARLBOROUGH DISTRICT COUNCIL - ENGINEERING STANDARDS AND POLICIES 2013

HEALTH AND SAFETY: THE CONTRACTOR SHALL BE RESPONSIBLE FOR THE HEALTH AND SAFETY OF ITS EMPLOYEES AND THE GENERAL PUBLIC DURING THE WORKS PERIOD. A SITE SPECIFIC HEALTH AND SAFETY PLAN SHALL BE SUBMITTED TO THE ENGINEER PRIOR TO COMMENCING WORK.

